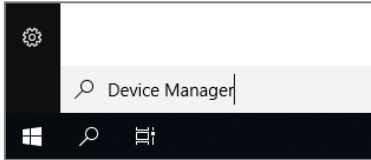
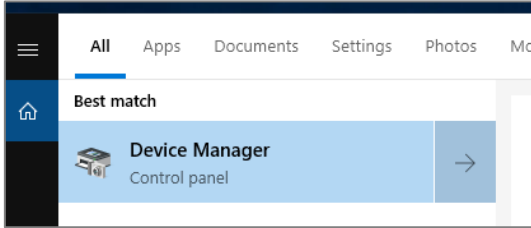
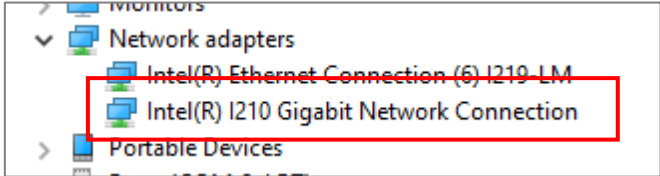


# Intel Ethernet I210 Controller

Title	Intel Ethernet I210 Controller
Supported OS	Windows 10 64bit (Build version is 1809 or more.)
Description	<p>This tool updates a firmware for Ethernet I210 Controller.</p> <p>When your product uses an I210 Controller, please update a firmware by this tool.</p> <p>When you update the firmware, your product can resolve next vulnerabilities.</p> <p>CVE-2020-0522, CVE-2020-0523, CVE-2020-0524, CVE-2020-0525</p> <p><b>How to check using it or not</b></p> <ol style="list-style-type: none"><li>1. Search "Device Manger" on windows search.</li></ol>  <ol style="list-style-type: none"><li>2. Click "Device Manger".</li></ol>  <ol style="list-style-type: none"><li>3. Expand "Network adapters".</li><li>4. Check "I210" strings like the next diagram.</li></ol> 

# How to Install

1. Extract a "Intel\_I210\_Controller\_Firmware\_Update\_Tool.zip".
2. Execute "SecureFiles.bat" with Administrator right.
3. Input an I210IT number into "Enter selection:", and then "Enter".

Sample: In this case, number is 2.

```
Intel(R) Ethernet NVM Update Tool
NVMUpdate version 1.37.28.0
Copyright(C) 2013 - 2021 Intel Corporation.

WARNING: To avoid damage to your device, do not stop the update or reboot or power off the system during this update.
Inventory in progress. Please wait [**+.....]

Num Description                               Ver.(hex)  DevId S:B   Status
===
01) Intel(R) Ethernet Connection (6)          n/a(n/a)   158D 00:000 Not supported
    I219-LM
02) Intel(R) I210 Gigabit Network              3.37(3.25) 1533 00:002 Update
    Connection                                available
Options: Adapter Index List (comma-separated), [A]ll, e[X]it
Enter selection:
```

4. Input "Y", and then "Enter".
5. Finish.

When update is success, you can find "Update successful" like the next picture.

```
Num Description                               Ver.(hex)  DevId S:B   Status
===
01) Intel(R) Ethernet Connection (6)          n/a(n/a)   158D 00:000 Not supported
    I219-LM
02) Intel(R) I210 Gigabit Network              3.48(3.30) 1533 00:002 Update
    Connection                                successful
```

[Note]

If your product uses some I210 controllers, please execute this tool for each target number.

# How to check whether updating FW is success or not.

1. Execute "SecureFiles.bat" with Administrator right.
2. When updating FW was succeeded, version is "3.48" and Status is "Up to date".

```
Num Description                               Ver.(hex)  DevId S:B   Status
===
01) Intel(R) Ethernet Connection (6)          n/a(n/a)   158D 00:000 Not supported
    I219-LM
02) Intel(R) I210 Gigabit Network              3.48(3.30) 1533 00:002 Up to date
    Connection
```